

**COSEAL**

***ProTECT***<sup>®</sup>  
**PROTECTIVE TUBING  
AND SLEEVING**

AS 9100:2004  
ISO 9001:2000  
REGISTERED

**SPIRAL WRAP TUBING** .....1  
**ICO-FLEX EXPANDABLE SLEEVING** .....2  
**FLEX GUARD WIRE LOOM** .....3  
**VINYL TUBING** .....4  
**FIBERGLASS SLEEVING** .....5  
**TEFLON TUBING** .....6-7  
**TUBING REPAIR PRODUCTS** .....8-9

**INDEX OF SLEEVING PRODUCTS**

**FGP** - FLEX GUARD WIRE LOOM .....3  
**SLV-40** - GENERAL PURPOSE VINYL TUBING .....4  
**SLV-105** - HIGH-TEMPERATURE VINYL TUBING .....4  
**SLV-130** - FIBERGLASS SLEEVING W/ VINYL JACKET .....5  
**SLV-1200** - FIBERGLASS SLEEVING .....5  
**SLW-ALFG** - HEAT SHIELDING REPAIR PRODUCT .....9  
**SLW-ALPU** - EMI/RFI SHIELDING REPAIR PRODUCT .....8  
**SLW-PVCP** - REINFORCED REPAIR PRODUCT .....8  
**STL** - EXTRA THIN WALL PTFE TUBING .....6  
**STS** - STANDARD WALL PTFE TUBING .....7  
**STT** - THIN WALL PTFE TUBING .....6  
**SWN** - NYLON SPIRAL WRAP TUBING .....1  
**SWP** - POLYETHYLENE SPIRAL WRAP TUBING .....1  
**SWT** - PTFE SPIRAL WRAP TUBING .....1  
**TTF** - HEAVY WALL PTFE TUBING .....7  
**XPF** - POLYESTER EXPANDABLE SLEEVING (FLAME RETARDANT) .....2  
**XPFH** - HALAR EXPANDABLE SLEEVING .....2  
**XPNF** - POLYESTER EXPANDABLE SLEEVING (NON-FLAME RETARDANT) .....2

ICO RALLY, ProFIT, ProTECT, ProFLO, ProMARK and all product denoted with <sup>TM</sup> are trademarks or registered trademarks of ICO RALLY.

TEFLON is a registered trademark of E.I. du Pont de Nemours and Company Corporation

HALAR is a registered trademark of Ausimont U.S.A., Inc. Corporation

**LIMITATIONS OF WARRANTY, REMEDY, AND LIABILITY**

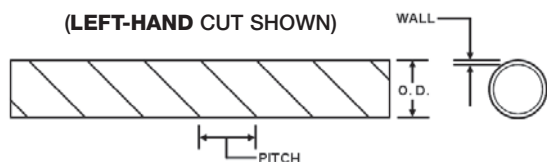
ICO RALLY warrants that products delivered are free from defects in material and workmanship and meets all specifications, which are in effect on the date of shipment. ICO RALLY makes no other warranty expressed or implied. All specifications are subject to change without notice.

Responsibility for validity in final applications or products remains the responsibility of the user. ICO RALLY encourages user testing, and will gladly provide standard product line samples for testing purposes.

All parties agree the Buyer's sale and exclusive remedy shall be for the repair or replacement of any defective part provided by the Seller. The essential purpose of this remedy shall be deemed fully satisfied as long as ICO RALLY is willing to repair or replace the defective part.

In no event shall ICO RALLY's liability under any claim exceed the price paid by the Buyer to ICO RALLY for the particular product, given rise to the claim. ICO RALLY will not be liable under any circumstances for any claim or liability based on breach of warranty or breach of contract including but not limited to loss of income, loss of profits, loss of sales, loss of use or damage to equipment, increased costs of operation, labor or facilities, or claims by third parties.

No person(s) or company is authorized to make any oral or written representations on ICO RALLY's behalf, which exceeds the foregoing.



The gripping strength of spiral wrap tubing is enhanced by both its torsional cut and its rigid profile. It retains its strength under repeated flexing and bending and follows wire paths easily, which yields neat, free-running cable bundles. It is extremely useful on long continuous runs where many leads are required; wires can enter or break out at any point. Spiral wrap can be removed easily for troubleshooting and then re-applied.

- SWP** Polyethylene
- SWP** Polyethylene (black)
- SWN** Nylon (natural)
- SWN** Nylon (black)
- SWT** PTFE

Versatile, low cost material. In addition to above, this material contains ultra-violet inhibitors, designed outdoor use. This material offers best mechanical protection and has a higher temperature rating than polyethylene. In addition to above, this material contains ultra-violet inhibitors, designed outdoor use. This material is primarily used in high temperature applications. It also has an extremely low operating temperature and is not affected by organic solvents or acids.

## SWP - POLYETHYLENE

Conforms to A-A-59602

Catalog Number Size	Nominal O.D.		Nominal Wall Thickness		Nominal Pitch		Maximum Bundle Size*		Colors**	Std. Spools*** ft / spool
	inches	mm	inches	mm	inches	mm	inches	mm		
SWP-1/8	0.125	3.18	0.031	0.79	0.250	6.35	0.5	12.7	Nat., Blk.	100, 500
SWP-3/16	0.188	4.76	0.031	0.79	0.250	6.35	1.5	38.1	Nat., Blk.	100, 500
SWP-1/4XXT	0.250	6.35	0.031	0.79	0.375	9.53	2.0	50.8	Nat., Blk.	100, 500
SWP-1/4XT	0.250	6.35	0.040	1.02	0.375	9.53	2.0	50.8	Nat., Blk.	100, 500
SWP-1/4	0.250	6.35	0.058	1.47	0.313	7.94	2.0	50.8	Nat., Blk.	100, 500
SWP-3/8	0.375	9.53	0.058	1.47	0.438	11.11	3.0	76.2	Nat., Blk.	100, 500
SWP-1/2	0.500	12.70	0.058	1.47	0.563	14.29	4.0	101.6	Nat., Blk.	100, 250
SWP-5/8	0.625	15.88	0.062	1.57	0.875	22.23	5.0	127.0	Nat., Blk.	50, 100 (Box)
SWP-3/4	0.750	19.05	0.065	1.65	0.875	22.23	6.0	152.4	Nat., Blk.	50, 100 (Box)
SWP-1"	1.000	25.40	0.100	2.54	0.875	22.23	8.0	203.2	Nat., Blk.	50, 100 (Box)

## SWN - NYLON

Conforms to: A - A - 59602, MIL - T - 47287A

Catalog Number Size	Nominal O.D.		Nominal Wall Thickness		Nominal Pitch		Maximum Bundle Size*		Colors**	Std. Spools*** ft / spool
	inches	mm	inches	mm	inches	mm	inches	mm		
SWN-1/8	0.125	3.18	0.016	0.41	0.250	6.35	0.5	12.7	Nat., Blk.	100, 500
SWN-1/4	0.250	6.35	0.030	0.76	0.313	7.94	2.0	50.8	Nat., Blk.	100, 500
SWN-3/8	0.375	9.53	0.030	0.76	0.438	11.11	3.0	76.2	Nat., Blk.	100, 500
SWN-1/2	0.500	12.70	0.030	0.76	0.563	14.29	4.0	101.6	Nat., Blk.	100, 250
SWN-3/4	0.750	19.05	0.040	1.02	0.875	22.23	6.0	152.4	Nat., Blk.	50, 100 (Box)
SWN-1"	1.000	25.40	0.040	1.02	1.000	25.40	8.0	203.2	Nat., Blk.	50, 100 (Box)

## SWT - PTFE

Conforms to: A - A - 59602, MIL - T - 47287A, MIL - I - 22129B, AMS 3651B, 3653

Catalog Number Size	Nominal O.D.		Nominal Wall Thickness		Nominal Pitch		Maximum Bundle Size*		Colors**	Std. Spools*** ft / spool
	inches	mm	inches	mm	inches	mm	inches	mm		
SWT-1/8XXT	0.125	3.18	0.016	0.41	0.250	6.35	0.5	12.7	Natural	25, 100
SWT-1/8XT	0.125	3.18	0.020	0.51	0.250	6.35	0.5	12.7	Natural	50, 100
SWT-1/8	0.125	3.18	0.030	0.76	0.250	6.35	0.5	12.7	Natural	50, 100
SWT-3/16	0.188	4.76	0.030	0.76	0.250	6.35	1.0	25.4	Natural	25, 100
SWT-1/4XXT	0.250	6.35	0.015	0.38	0.375	9.53	2.0	50.8	Natural	25, 100
SWT-1/4XT	0.250	6.35	0.020	0.51	0.375	9.53	2.0	50.8	Natural	50, 100
SWT-1/4	0.250	6.35	0.030	0.76	0.375	9.53	2.0	50.8	Natural	50, 100
SWT-3/8	0.375	9.53	0.030	0.76	0.438	11.11	2.5	63.5	Natural	25, 100
SWT-1/2	0.500	12.70	0.030	0.76	0.563	14.29	3.0	76.2	Natural	25, 100
SWT-3/4	0.750	19.05	0.040	1.02	0.875	22.23	4.0	101.6	Natural	25, 100 (Box)
SWT-1"	1.000	25.40	0.040	1.02	1.000	24.50	6.0	152.4	Natural	25, 100 (Box)

\* Size will vary on a specific bundle depending on desired flexibility and protection

\*\* ADDITIONAL COLORS AVAILABLE ON REQUEST

\*\*\* Occasional random lengths

**XPF** and **XPNF** are light weight, self-fitting, monofilament sleeveings designed to encapsulate and protect cable bundles and wire assemblies. These expandable sleeveings adjust to irregular surfaces and contours, providing abrasion resistance and protection with a minimum of bulk and weight. Polyester ICO-FLEX is available in flame retardant (**XPF**) or non-flame retardant polyester monofilament (**XPNF**).

**XPFH** is an expandable sleeveing produced from light weight Halar Fluoropolymer monofilament. It is ideal for high temperature applications where low out-gassing is required.

UL File Number: E142828  
Operating Temp. Range: -94°F (-70°C) to 250°F (125°C)  
Flammability: VW-1  
Standard Colors: Black or White\*  
Std. Shipping Length: Spools

Operating Temp. Range: -103°F (-75°C) to 320°F (160°C)  
Flammability: Self-extinguishing  
Standard Color: Black  
Std. Shipping Length: Spools

**XPFH - HALAR**

Flame Retardant Catalog Number Size	Nominal I.D.		Bundle Size Range (Minimum - Maximum)		Approximate Weight lbs / ft	Std. Length ft / spool
	inches	mm	inches	mm		
XPFH-1/8	0.125	3.18	0.094 - 0.125	2.38 - 3.18	0.25	100, 1000
XPFH-1/4	0.250	6.35	0.125 - 0.375	3.18 - 9.53	0.38	100, 1000
XPFH-1/2	0.500	12.70	0.250 - 0.750	6.35 - 19.05	1.15	100, 500
XPFH-3/4	0.750	19.05	0.500 - 1.250	12.70 - 31.75	1.75	100, 250
XPFH-1-1/4	1.250	31.75	0.875 - 1.375	22.23 - 34.93	2.56	100, 250
XPFH-1-3/4	1.750	44.45	1.250 - 2.750	31.75 - 69.85	4.00	100, 200
XPFH-2	2.000	50.80	1.500 - 3.500	38.10 - 88.90	4.60	100
XPFH-2-1/2	2.500	63.50	1.750 - 4.250	44.45 - 107.95	5.50	100

**XPF, XPNF - POLYESTER**

Flame Retardant Catalog Number Size	Non-Flame Retardant Catalog Number Size	Nominal I.D.		Bundle Size Range (Minimum - Maximum)		Approximate Weight lbs / ft	Std. Length ft / spool
		inches	mm	inches	mm		
XPF-1/8	XPNF-1/8	0.125	3.18	0.094 - 0.125	2.38 - 3.18	0.17	100, 1000
XPF-1/4	XPNF-1/4	0.250	6.35	0.125 - 0.375	3.18 - 9.53	0.25	100, 1000
XPF-3/8	XPNF-3/8	0.375	9.53	0.250 - 0.625	6.35 - 15.88	0.60	100, 1000
XPF-1/2	XPNF-1/2	0.500	12.70	0.250 - 0.750	6.35 - 19.05	0.75	100, 500
XPF-3/4	XPNF-3/4	0.750	19.05	0.500 - 1.250	12.70 - 31.75	1.25	100, 250
XPF-1-1/4	XPNF-1-1/4	1.250	31.75	0.750 - 1.500	19.05 - 38.10	1.65	100, 250
XPF-1-3/4	XPNF-1-3/4	1.750	44.45	1.250 - 2.500	31.75 - 63.50	2.75	100, 200
XPF-2	XPNF-2	2.000	50.80	1.500 - 3.000	38.10 - 76.20	3.35	100
XPF-2-1/2	XPNF-2-1/2	2.500	63.50	1.750 - 3.500	44.45 - 88.90	4.65	100

\*Flame retardant sleeveing is identified with colored tracers. Non-flame retardant sleeveing is a solid color.

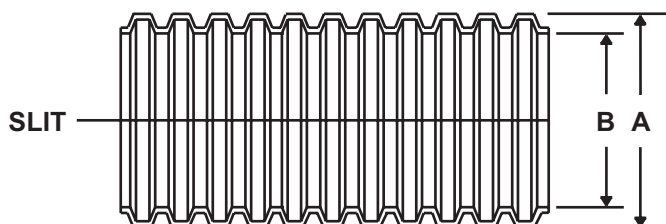
# FLEX GUARD WIRE LOOM

## WIRE PROTECTION SLEEVE

**FGP's** unique design permits easy, fast installation as a harness protective covering. The loom provides an easy opening seam for quick wire insertion. Since this seam is not permanently sealed, the costs for repair or service is reduced. Made of durable polyethylene, it is a harness covering material, resistant to temperature, weather and corrosion conditions. The convoluted surface enhances the appearance of your product by providing a uniform, tailored finish.

Operating Temperature Range: -40°F (-40°C) to 175°F (120°C)  
 Standard Colors: Black\* (Non-Flame Retardant)  
 Gray (Flame Retardant)  
 Standard Shipping Length: Coils

Note: Standard Material is slit. Un-slit material also available.



### NON-FLAME RETARDANT POLYETHYLENE

Catalog Number Size	Nominal I.D. (B)		Maximum O.D. (A)		Std. Length ft / pkg.
	inches	mm	inches	mm	
FGP-5660-1/8	0.168	4.27	0.260	6.60	100, 500
FGP-5683-1/4	0.265	6.73	0.390	9.91	100, 500
FGP-5661-3/8	0.400	10.16	0.571	14.50	100, 500
FGP-5662-1/2	0.505	12.83	0.670	17.02	100, 500
FGP-5695-5/8	0.665	16.89	0.830	21.08	100, 500
FGP-5663-3/4	0.760	19.30	0.935	23.75	50, 250
FGP-5696-1"	1.006	25.55	1.280	32.51	50, 250
FGP-5698-1-1/2	1.550	39.37	1.860	47.24	25, 100
FGP-5699-2"	2.010	51.05	2.420	61.47	25, 100

\*Other colors available, consult factory  
 Master package quantities available upon request

### FLAME RETARDANT POLYETHYLENE

Catalog Number Size	Nominal I.D. (B)		Maximum O.D. (A)		Std. Length ft / pkg.
	inches	mm	inches	mm	
FGP-13156-1/4	0.265	6.73	0.390	9.91	100, 500
FGP-13158-3/8	0.400	10.16	0.571	14.50	100, 500
FGP-13159-1/2	0.505	12.83	0.670	17.02	100, 500
FGP-13160-5/8	0.665	16.89	0.830	21.08	100, 500
FGP-13170-3/4	0.760	19.30	0.935	23.75	50, 250
FGP-13180-1"	1.006	25.55	1.280	32.51	50, 250
FGP-13181-1-1/4	1.295	32.89	1.500	38.10	25, 100
FGP-13182-1-1/2	1.550	39.37	1.860	47.24	25, 100

Master package quantities available upon request

**SLV-105** is a low cost, flexible, high temperature vinyl with excellent electrical, mechanical and thermal properties for applications up to 221°F (105°C).

Applicable Specifications: MIL-I-631, Grade C  
UL File Number: E52612  
Operating Temperature Range: 15°F (-10°C) to 220°F (105°C)  
Standard Colors: Black and Clear\*  
Standard Shipping Length: Spools

**SLV-40** is an extremely flexible material designed primarily for low temperature applications down to -85°F (-65°C), with continuous rating of 175°F (80°C). Widely used in applications where general purpose vinyls lose their flexibility.

Applicable Specifications: MIL-I-7444  
Operating Temperature Range: -85°F (-65°C) to 175°F (80°C)  
Standard Colors: Black and Clear\*  
Standard Shipping Length: Spools

**SLV-105 HIGH TEMPERATURE VINYL**

Catalog Number Size	Nominal I.D.		Nominal Wall Thickness		Std. Length ft / spool
	inches	mm	inches	mm	
SLV-105-24	0.022	0.56	0.012	0.30	100, 1000
SLV-105-22	0.027	0.69	0.012	0.30	100, 1000
SLV-105-20	0.034	0.86	0.016	0.41	100, 1000
SLV-105-19	0.038	0.97	0.016	0.41	100, 1000
SLV-105-18	0.042	1.07	0.016	0.41	100, 1000
SLV-105-17	0.047	1.19	0.016	0.41	100, 1000
SLV-105-16	0.053	1.35	0.016	0.41	100, 1000
SLV-105-15	0.059	1.50	0.016	0.41	100, 1000
SLV-105-14	0.066	1.68	0.016	0.41	100, 1000
SLV-105-13	0.076	1.93	0.016	0.41	100, 1000
SLV-105-12	0.085	2.16	0.016	0.41	100, 1000
SLV-105-11	0.095	2.41	0.016	0.41	100, 1000
SLV-105-10	0.106	2.69	0.016	0.41	100, 1000
SLV-105-9	0.118	3.00	0.020	0.51	100, 1000
SLV-105-1/8	0.125	3.18	0.020	0.51	100, 1000
SLV-105-8	0.133	3.38	0.020	0.51	100, 1000
SLV-105-7	0.148	3.76	0.020	0.51	100, 1000
SLV-105-6	0.166	4.22	0.020	0.51	100, 1000
SLV-105-5	0.186	4.72	0.020	0.51	100, 1000
SLV-105-4	0.208	5.28	0.020	0.51	100, 1000
SLV-105-3	0.234	5.94	0.020	0.51	100, 1000
SLV-105-1/4	0.250	6.35	0.020	0.51	100, 1000
SLV-105-#2	0.263	6.68	0.020	0.51	100, 1000
SLV-105-#1	0.294	7.47	0.020	0.51	100, 1000
SLV-105-5/16	0.312	7.92	0.025	0.64	100, 500
SLV-105-0	0.330	8.38	0.020	0.51	100, 500
SLV-105-3/8	0.375	9.53	0.025	0.64	100, 500
SLV-105-7/16	0.438	11.13	0.025	0.64	100, 500
SLV-105-1/2	0.500	12.70	0.025	0.64	100, 500
SLV-105-9/16	0.562	14.27	0.030	0.76	100, 250
SLV-105-5/8	0.625	15.88	0.030	0.76	100, 250
SLV-105-3/4	0.750	19.05	0.035	0.89	100, 250
SLV-105-7/8	0.875	22.23	0.035	0.89	50, 100
SLV-105-1"	1.000	25.40	0.035	0.89	50, 100

\*Additional sizes/colors available, consult factory.

**SLV-40 LOW TEMPERATURE VINYL**

Catalog Number Size	Nominal I.D.		Nominal Wall Thickness		Std. Length ft / spool
	inches	mm	inches	mm	
SLV-40-24	0.022	0.56	0.012	0.30	100, 1000
SLV-40-22	0.027	0.69	0.012	0.30	100, 1000
SLV-40-20	0.034	0.86	0.016	0.41	100, 1000
SLV-40-19	0.038	0.97	0.016	0.41	100, 1000
SLV-40-18	0.042	1.07	0.016	0.41	100, 1000
SLV-40-17	0.047	1.19	0.016	0.41	100, 1000
SLV-40-16	0.053	1.35	0.016	0.41	100, 1000
SLV-40-15	0.059	1.50	0.016	0.41	100, 1000
SLV-40-14	0.066	1.68	0.016	0.41	100, 500
SLV-40-13	0.076	1.93	0.016	0.41	100, 500
SLV-40-12	0.085	2.16	0.016	0.41	100, 500
SLV-40-11	0.095	2.41	0.016	0.41	100, 500
SLV-40-10	0.106	2.69	0.016	0.41	100, 500
SLV-40-9	0.118	3.00	0.020	0.51	100, 500
SLV-40-1/8	0.125	3.18	0.020	0.51	100, 500
SLV-40-8	0.133	3.38	0.020	0.51	100, 500
SLV-40-7	0.148	3.76	0.020	0.51	100, 500
SLV-40-6	0.166	4.22	0.020	0.51	100, 500
SLV-40-5	0.186	4.72	0.020	0.51	100, 500
SLV-40-4	0.208	5.28	0.020	0.51	100, 500
SLV-40-3	0.234	5.94	0.020	0.51	100, 500
SLV-40-1/4	0.250	6.35	0.020	0.51	100, 500
SLV-40-#2	0.263	6.68	0.020	0.51	100, 500
SLV-40-#1	0.294	7.47	0.020	0.51	100, 500
SLV-40-5/16	0.312	7.92	0.025	0.64	100, 500
SLV-40-0	0.330	8.38	0.020	0.51	100, 500
SLV-40-3/8	0.375	9.53	0.025	0.64	100, 300
SLV-40-7/16	0.438	11.13	0.025	0.64	100, 300
SLV-40-1/2	0.500	12.70	0.025	0.64	100, 300
SLV-40-9/16	0.562	14.27	0.030	0.76	100, 200
SLV-40-5/8	0.625	15.88	0.030	0.76	100, 200
SLV-40-3/4	0.750	19.05	0.035	0.89	100, 200
SLV-40-7/8	0.875	22.23	0.035	0.89	50, 100
SLV-40-1"	1.000	25.40	0.035	0.89	50, 100

\*Additional sizes/colors available, consult factory.

**SLV-130** combines fiberglass and a vinyl insulation jacket. It has good abrasion resistance, excellent cut through characteristics, and non-fray ends. It is widely used in applications up to 265°F (130°C) where tubing is subject to knotting, bending, and high torque.

**SLV-1200** is a sleeving of tightly braided 100% fiberglass for use in temperatures up to 1200°F (650°C). Closely woven construction provides maximum abrasion resistance and high flexibility. The material is treated to remove all organic matter and to render the glass braid fray-resistant.

Applicable Specifications: MIL-I-3190, Class B, Grade B  
 Operating Temp. Range: -5°F (-20°C) to 265°F (130°C)  
 Standard Color: Black\*  
 Std. Shipping Length: Spools

Applicable Specifications: MIL-I-3190, Class C  
 Operating Temp. Range: -75°F (-60°C) to 1200°F (650°C)  
 Standard Color: Natural  
 Std. Shipping Length: Spools

**SLV-130 FIBERGLASS W/  
VINYL JACKET**

Catalog Number Size	Nominal I.D.		Nominal Wall Thickness		Std. Length ft / spool
	inches	mm	inches	mm	
SLV-130-24	0.022	0.56	0.014	0.36	100, 500
SLV-130-22	0.027	0.69	0.014	0.36	100, 500
SLV-130-20	0.034	0.86	0.014	0.36	100, 500
SLV-130-19	0.038	0.97	0.014	0.36	100, 500
SLV-130-18	0.042	1.07	0.016	0.41	100, 500
SLV-130-17	0.047	1.19	0.016	0.41	100, 500
SLV-130-16	0.053	1.35	0.016	0.41	100, 500
SLV-130-15	0.059	1.50	0.016	0.41	100, 500
SLV-130-14	0.066	1.68	0.018	0.46	100, 500
SLV-130-13	0.076	1.93	0.018	0.46	100, 250
SLV-130-12	0.085	2.16	0.018	0.46	100, 250
SLV-130-11	0.095	2.41	0.018	0.46	100, 250
SLV-130-10	0.106	2.69	0.020	0.50	100, 250
SLV-130-9	0.118	3.00	0.020	0.50	100, 250
SLV-130-8	0.133	3.38	0.020	0.50	100, 250
SLV-130-7	0.148	3.76	0.020	0.50	100, 250
SLV-130-6	0.166	4.22	0.020	0.50	100, 250
SLV-130-5	0.186	4.72	0.020	0.50	100, 250
SLV-130-4	0.208	5.28	0.022	0.55	100, 250
SLV-130-3	0.234	5.94	0.022	0.55	100, 250
SLV-130-#2	0.263	6.68	0.026	0.65	100, 250
SLV-130-#1	0.294	7.47	0.032	0.81	100
SLV-130-0	0.330	8.38	0.032	0.81	100
SLV-130-3/8	0.387	9.83	0.037	0.93	100
SLV-130-7/16	0.450	11.43	0.037	0.93	100
SLV-130-1/2	0.512	13.00	0.037	0.93	100
SLV-130-5/8	0.640	16.26	0.041	1.03	100
SLV-130-3/4	0.768	19.51	0.051	1.28	100
SLV-130-7/8	0.893	22.68	0.057	1.44	100
SLV-130-1"	1.018	25.86	0.057	1.44	100

**SLV-1200 FIBERGLASS**

Catalog Number Size	Nominal I.D.		Nominal Wall Thickness		Std. Length ft / spool
	inches	mm	inches	mm	
SLV-1200-24	0.022	0.56	0.010	0.25	100, 500
SLV-1200-22	0.027	0.69	0.010	0.25	100, 500
SLV-1200-20	0.034	0.86	0.010	0.25	100, 500
SLV-1200-19	0.038	0.97	0.015	0.38	100, 500
SLV-1200-18	0.042	1.07	0.015	0.38	100, 500
SLV-1200-17	0.047	1.19	0.015	0.38	100, 500
SLV-1200-16	0.053	1.35	0.015	0.38	100, 500
SLV-1200-15	0.059	1.50	0.015	0.38	100, 500
SLV-1200-14	0.066	1.68	0.015	0.38	100, 500
SLV-1200-13	0.076	1.93	0.015	0.38	100, 250
SLV-1200-12	0.085	2.16	0.015	0.38	100, 250
SLV-1200-11	0.095	2.41	0.015	0.38	100, 250
SLV-1200-10	0.106	2.69	0.015	0.38	100, 250
SLV-1200-9	0.118	3.00	0.015	0.38	100, 250
SLV-1200-8	0.133	3.38	0.015	0.38	100, 250
SLV-1200-7	0.148	3.76	0.015	0.38	100, 250
SLV-1200-6	0.166	4.22	0.015	0.38	100, 250
SLV-1200-5	0.186	4.72	0.015	0.38	100, 250
SLV-1200-4	0.208	5.28	0.015	0.38	100, 250
SLV-1200-3	0.234	5.94	0.015	0.38	100, 250
SLV-1200-#2	0.263	6.68	0.020	0.51	100, 250
SLV-1200-#1	0.294	7.47	0.020	0.51	100
SLV-1200-0	0.330	8.38	0.020	0.51	100
SLV-1200-3/8	0.387	9.83	0.032	0.81	100
SLV-1200-7/16	0.450	11.43	0.032	0.81	100
SLV-1200-1/2	0.512	13.00	0.032	0.81	100
SLV-1200-5/8	0.640	16.26	0.032	0.81	100
SLV-1200-3/4	0.768	19.51	0.032	0.81	100
SLV-1200-7/8	0.893	22.68	0.032	0.81	100
SLV-1200-1"	1.018	25.86	0.032	0.81	100

\*Additional sizes/colors available, consult factory.

**STL** is a lightweight, extra thin wall PTFE tubing that provides the performance properties inherent to PTFE at a lower cost. The lighter weight material creates a more flexible tubing without sacrificing the maximum continuous operating temperature of 500°F (260°C).

Appl. Specifications: AMS-3651B & AMS-3654  
 UL File Number: E52612  
 Operating Temp. Range: -103°F (-75°C) to 500°F (260°C)  
 Flammability: VW-1  
 Standard Color: Natural\* (Translucent to opaque white)  
 Std. Shipping Length: Coils or spools (1/8" I.D. and above)

**STT** is the most popular thin wall PTFE tubing offering maximum mechanical and electrical protection. Unlike other conventional thermoplastic materials, Teflon will not shrink if exposed to a hot soldering iron. In addition, PTFE will not absorb moisture and has the lowest coefficient of friction of all materials.

Appl. Specifications: AMS-3651B & AMS-3655  
 UL File Number: E52612  
 Operating Temp. Range: -103°F (-75°C) to 500°F (260°C)  
 Flammability: VW-1  
 Standard Color: Natural\* (Translucent to opaque white)  
 Std. Shipping Length: Coils or spools (1/8" I.D. and above)

**STL - EXTRA THIN WALL**

Catalog Number Size	Nominal I.D.		Nominal Wall Thickness		Std. Length ft / pkg
	inches	mm	inches	mm	
STL-28	0.015	0.38	0.006	0.15	100, 1000
STL-26	0.018	0.46	0.006	0.15	100, 1000
STL-24	0.022	0.56	0.006	0.15	100, 1000
STL-22	0.027	0.69	0.006	0.15	100, 1000
STL-20	0.034	0.86	0.006	0.15	100, 1000
STL-19	0.038	0.97	0.006	0.15	100, 1000
STL-18	0.042	1.07	0.006	0.15	100, 1000
STL-17	0.047	1.19	0.006	0.15	100, 1000
STL-16	0.053	1.35	0.006	0.15	100, 1000
STL-15	0.059	1.50	0.006	0.15	100, 1000
STL-14	0.066	1.68	0.008	0.20	100, 500
STL-13	0.076	1.93	0.008	0.20	100, 500
STL-12	0.085	2.16	0.008	0.20	100, 500
STL-11	0.095	2.41	0.008	0.20	100, 500
STL-10	0.106	2.70	0.008	0.20	100, 500
STL-9	0.118	3.00	0.008	0.20	100, 500
STL-1/8	0.125	3.18	0.008	0.20	100
STL-8	0.133	3.38	0.008	0.20	100
STL-7	0.148	3.76	0.008	0.20	100
STL-6	0.166	4.22	0.010	0.25	100
STL-5	0.186	4.72	0.010	0.25	100
STL-4	0.208	5.28	0.010	0.25	100
STL-3	0.234	5.94	0.010	0.25	100
STL-1/4	0.255	6.48	0.010	0.25	100
STL-#2	0.263	6.68	0.010	0.25	100
STL-#1	0.294	7.47	0.010	0.25	100
STL-5/16	0.318	8.08	0.012	0.30	100
STL-0	0.330	8.38	0.012	0.30	100

\*Additional sizes/colors available, consult factory.

**STT - THIN WALL**

Catalog Number Size	Nominal I.D.		Nominal Wall Thickness		Std. Length ft / pkg
	inches	mm	inches	mm	
STT-30	0.012	0.30	0.009	0.23	100, 1000
STT-28	0.015	0.38	0.009	0.23	100, 1000
STT-26	0.018	0.46	0.009	0.23	100, 1000
STT-24	0.022	0.56	0.010	0.23	100, 1000
STT-22	0.027	0.69	0.010	0.25	100, 1000
STT-20	0.034	0.86	0.012	0.25	100, 1000
STT-19	0.038	0.97	0.012	0.30	100, 1000
STT-18	0.042	1.07	0.012	0.30	100, 1000
STT-17	0.047	1.19	0.012	0.30	100, 1000
STT-16	0.053	1.35	0.012	0.30	100, 1000
STT-15	0.059	1.50	0.012	0.30	100, 1000
STT-14	0.066	1.68	0.012	0.30	100, 500
STT-13	0.076	1.93	0.012	0.30	100, 500
STT-12	0.085	2.16	0.012	0.30	100, 500
STT-11	0.095	2.41	0.012	0.30	100, 500
STT-10	0.106	2.70	0.012	0.30	100, 500
STT-9	0.118	3.00	0.015	0.30	100, 500
STT-1/8	0.125	3.18	0.015	0.38	100
STT-8	0.133	3.38	0.015	0.38	100
STT-7	0.148	3.76	0.015	0.38	100
STT-6	0.166	4.22	0.015	0.38	100
STT-5	0.186	4.72	0.015	0.38	100
STT-4	0.208	5.28	0.015	0.38	100
STT-3	0.234	5.94	0.015	0.38	100
STT-1/4	0.255	6.48	0.015	0.38	100
STT-2	0.263	6.68	0.015	0.38	100
STT-1	0.294	7.47	0.015	0.38	100
STT-5/16	0.318	8.08	0.015	0.38	100
STT-0	0.330	8.38	0.015	0.38	100

\*Additional sizes/colors available, consult factory.

**STS** standard wall PTFE tubing is utilized in most military applications. Special extrusion techniques produce a pin-hole-free tubing with uniform concentricity. **STS** is ideal for applications where heat resistance, excellent dielectric values, and chemically inert properties are required.

Appl. Specifications: AMS-3651B, AMS-3653  
& MIL-I-22129C

UL File Number: E52612

Operating Temp. Range: -103°F (-75°C) to 500°F (260°C)

Flammability: VW-1

Standard Color: Natural (Translucent to opaque white)

Std. Shipping Length: Coils or spools (1/8" I.D. and above)

The heavy wall construction of **TTF** offers the highest dielectric strength of all ICO RALLY's PTFE sleeving products. **TTF** is the sleeving product of choice for applications that require an aggressive operating temperature range, high dielectric strength, and maximum rigidity.

Appl. Specifications: AMS-3651B

Operating Temp. Range: -103°F (-75°C) to 500°F (260°C)

Flammability: VW-1

Standard Colors: Natural (Translucent to Opaque White)

Std. Shipping Length: Coils

**STS - STANDARD WALL**

Catalog Number Size	Nominal I.D.		Nominal Wall Thickness		Std. Length ft / pkg
	inches	mm	inches	mm	
STS-24	0.022	0.56	0.012	0.30	100, 1000
STS-22	0.027	0.69	0.012	0.30	100, 1000
STS-20	0.034	0.86	0.016	0.41	100, 1000
STS-19	0.038	0.97	0.016	0.41	100, 1000
STS-18	0.042	1.07	0.016	0.41	100, 1000
STS-17	0.047	1.19	0.016	0.41	100, 1000
STS-16	0.053	1.35	0.016	0.41	100, 1000
STS-15	0.059	1.50	0.016	0.41	100, 1000
STS-14	0.066	1.68	0.016	0.41	100, 500
STS-13	0.076	1.93	0.016	0.41	100, 500
STS-12	0.085	2.16	0.016	0.41	100, 500
STS-11	0.095	2.41	0.016	0.41	100, 500
STS-10	0.106	2.70	0.016	0.41	100, 500
STS-9	0.118	3.00	0.020	0.51	100, 500
STS-1/8	0.125	3.18	0.020	0.51	100, 500
STS-8	0.133	3.38	0.020	0.51	100
STS-7	0.148	3.76	0.020	0.51	100
STS-6	0.166	4.22	0.020	0.51	100
STS-5	0.186	4.72	0.020	0.51	100
STS-4	0.208	5.28	0.020	0.51	100
STS-3	0.234	5.94	0.020	0.51	100
STS-1/4	0.255	6.48	0.020	0.51	100
STS-2	0.263	6.68	0.020	0.51	100
STS-1	0.294	7.47	0.020	0.51	100
STS-5/16	0.318	8.08	0.020	0.51	100
STS-0	0.330	8.38	0.020	0.51	100

Additional sizes/colors available, consult factory.

**TTF - HEAVY WALL**

Catalog Number Size	Nominal I.D.		Nominal Wall Thickness		Std. Length ft / coil
	inches	mm	inches	mm	
TTF-1/16	0.062	1.57	0.030	0.76	25, 100
TTF-1/8	0.125	3.18	0.030	0.76	25, 100
TTF-3/16	0.188	4.78	0.030	0.76	25, 100
TTF-1/4	0.250	6.35	0.030	0.76	25, 100
TTF-5/16	0.313	7.95	0.030	0.76	25, 100
TTF-3/8	0.375	9.53	0.030	0.76	25, 100
TTF-7/16	0.438	11.13	0.030	0.76	25, 100
TTF-1/2	0.500	12.70	0.030	0.76	25, 100
TTF-9/16	0.562	14.27	0.030	0.76	5, 25
TTF-5/8	0.625	15.88	0.030	0.76	5, 25
TTF-11/16	0.688	17.48	0.032	0.81	5, 25
TTF-3/4	0.750	19.05	0.040	1.02	5, 25
TTF-7/8	0.875	22.23	0.045	1.14	5, 25
TTF-1	1.000	25.40	0.050	1.27	5, 25

Additional sizes/colors available, consult factory.

**SLW-PVCP** is a general-purpose sleeving repair product that employs a light-weight, flexible jacket of vinyl-coated polyester and an adhesive closure. **SLW-PVCP** is valuable in applications where flexibility, tear resistance, and abrasion resistance is required. Installation is as easy as wrapping the product around the wire or cable, removing the protective liner from the adhesive and overlapping the side edges to create a tube.

Operating Temperature Range: -4°F (-20°C) to 212°F (100°C)  
 Flammability: VW-1  
 Standard Color: Black  
 Standard Shipping Length: Spools

Catalog Number Size	Maximum Cable Diameter		Nominal Wall Thickness		Std. Length ft / spool
	inches	mm	inches	mm	
SLW-PVCP-3/4"	0.75	19.1	0.010	0.25	100
SLW-PVCP-1"	1.00	25.4	0.010	0.25	100
SLW-PVCP-1-1/4"	1.25	31.8	0.010	0.25	100
SLW-PVCP-1-1/2"	1.50	38.1	0.010	0.25	100
SLW-PVCP-1-3/4"	1.75	44.5	0.010	0.25	100
SLW-PVCP-2"	2.00	50.8	0.010	0.25	100
SLW-PVCP-2-1/4"	2.25	57.2	0.010	0.25	100
SLW-PVCP-2-1/2"	2.50	63.5	0.010	0.25	100
SLW-PVCP-2-3/4"	2.75	69.9	0.010	0.25	100
SLW-PVCP-3"	3.00	76.2	0.010	0.25	100
SLW-PVCP-3-1/4"	3.25	82.6	0.010	0.25	100
SLW-PVCP-3-1/2"	3.50	88.9	0.010	0.25	100
SLW-PVCP-4"	4.00	101.6	0.010	0.25	100

**SLW-ALPU** is an EMI shielding material that utilizes polyurethane jacketed aluminum foil. This product is ideal for electrical applications where shielding is necessary. **SLW-ALPU** is installed by wrapping the split tubing around the wire or cable assembly and sticking the side edges together using the adhesive liner to form a protective tube.

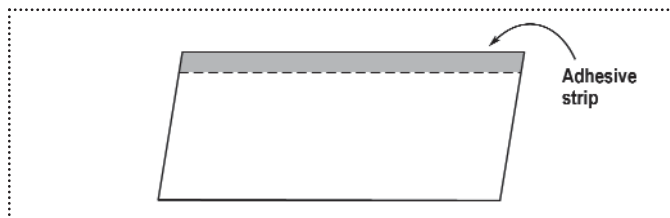
Avg. Shielding Attenuation: 102 dB (10MHz - 20GHz)  
 Flammability: VW-1  
 Standard Color: Black  
 Standard Shipping Length: Spools

Catalog Number Size	Maximum Cable Diameter		Nominal Wall Thickness		Std. Length ft / spool
	inches	mm	inches	mm	
SLW-ALPU-3/4"	0.75	19.1	0.010	0.25	25, 100
SLW-ALPU-1"	1.00	25.4	0.010	0.25	25, 100
SLW-ALPU-1-1/4"	1.25	31.8	0.010	0.25	25, 100
SLW-ALPU-1-1/2"	1.50	38.1	0.010	0.25	25, 100
SLW-ALPU-1-3/4"	1.75	44.5	0.010	0.25	25, 100
SLW-ALPU-2"	2.00	50.8	0.010	0.25	25, 100
SLW-ALPU-2-1/4"	2.25	57.2	0.010	0.25	25, 100
SLW-ALPU-2-1/2"	2.50	63.5	0.010	0.25	25, 100
SLW-ALPU-2-3/4"	2.75	69.9	0.010	0.25	25, 100
SLW-ALPU-3"	3.00	76.2	0.010	0.25	25, 100
SLW-ALPU-3-1/4"	3.25	82.6	0.010	0.25	25, 100
SLW-ALPU-3-1/2"	3.50	88.9	0.010	0.25	25, 100
SLW-ALPU-3-3/4"	3.75	95.3	0.010	0.25	25, 100
SLW-ALPU-4"	4.00	101.6	0.010	0.25	25, 100

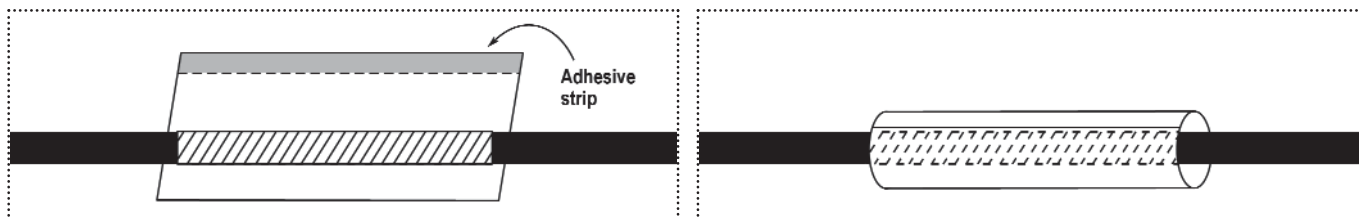
**SLW-ALFG** utilizes a high-performance acrylic adhesive to bond aluminum and polymer-coated fiberglass. This repair product is exceptionally useful in moderate temperature heat barrier applications (<300 °F). A protective enclosure is created by wrapping the split tubing around the wire and cable assembly, removing the liner from the adhesive, and sticking the side edges together to form a tube.

Maximum Operating Temperature: 450°F (232°C)  
 Flammability: Self-extinguishing  
 Standard Color: Silver  
 Standard Shipping Length: Spools

Catalog Number Size	Maximum Cable Diameter		Nominal Wall Thickness		Std. Length ft / spool
	inches	mm	inches	mm	
SLW-ALFG-3/8"	0.37	9.5	0.016	0.41	100
SLW-ALFG-1/2"	0.50	12.7	0.016	0.41	100
SLW-ALFG-5/8"	0.62	15.8	0.016	0.41	100
SLW-ALFG-3/4"	0.75	19.0	0.016	0.41	100
SLW-ALFG-7/8"	0.87	22.2	0.016	0.41	100
SLW-ALFG-1"	1.00	25.4	0.016	0.41	100
SLW-ALFG-1-1/8"	1.12	28.5	0.016	0.41	100
SLW-ALFG-1-1/4"	1.25	31.7	0.016	0.41	100
SLW-ALFG-1-3/8"	1.37	34.9	0.016	0.41	100
SLW-ALFG-1-1/2"	1.50	38.1	0.016	0.41	100
SLW-ALFG-1-3/4"	1.75	44.4	0.016	0.41	100
SLW-ALFG-2"	2.00	50.8	0.016	0.41	100
SLW-ALFG-2-1/4"	2.25	57.1	0.016	0.41	100
SLW-ALFG-2-1/2"	2.50	63.5	0.016	0.41	100
SLW-ALFG-2-3/4"	2.75	69.8	0.016	0.41	100
SLW-ALFG-3"	3.00	76.2	0.016	0.41	100



**SLW** Repair Tubing as supplied.  
 Select size based on outside diameter of wire or cable assembly which requires repair.



1. Clean surface of substrate that will be exposed to inside diameter of **SLW** product.
2. Position **SLW** product over area which requires repair with adhesive strip facing **down**.
3. Remove protective liner from adhesive strip.
4. Fold adhesive strip side under opposing edge to create a tight-fitting tube.


# ICORALLY

*Solving problems with innovative solutions . . .*



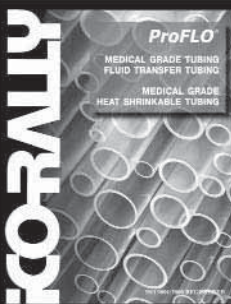
## **ProFIT<sup>®</sup>**

**Complete Line of  
Heat Shrinkable  
Products**



## **ProTECT<sup>®</sup>**

**Tubing and  
Sleeving for the  
Protection of Wire  
and Wire Harness  
Assemblies**



## **ProFLO<sup>®</sup>**

**Medical Grade and  
Fluid Transfer  
Tubing and Hose**



## **Wire & Cable Accessories**

**Wide Variety of  
Wire Management  
Products**



## **Packaged Products**

**Prepackaged,  
Point of Sale  
Wiring Accessories  
and Tubing**

**COMING  
SOON!**

## **ProMARK<sup>®</sup>**

**Thermal Transfer  
Marking System,  
Identification Tags  
and Labels**

**DISTRIBUTED BY:**



ICO RALLY  
2575 East Bayshore Road  
Palo Alto, California 94303-3210  
Telephone 1-650-856-9900  
Facsimile 1-650-856-8378  
[www.icorally.com](http://www.icorally.com)